



Established in 1998, Atdec is Australia's largest flat screen mounting company and a world leader in AV mounting innovation. We provide solutions for the home, retail environments and public venues, corporate and government offices, schools and training facilities. We export around the world with our Visidec™, Spacedec™, Telehook™ and Levitate™ product seen throughout North America, Asia, the Middle East and Europe. Our unique features combined with enhanced compatibility and extended flexibility enable superior mounting solutions for consumer, commercial, POS, manufacturing, entertainment and specialist audio visual applications.




Wall range | Full motion

The Telehook Full Motion range provides a stylish and elegant wall mount solution for flat screen TV's where position and / or orientation adjustment of the screen is required. Models come in swing arm and articulated versions; the latter providing for a broader range of movement and superior extension length.

The Full Motion range comes in a variety of configurations to suit screens of differing sizes and/ or weights. Some models support landscape to portrait screen rotation while others incorporate spring loading for easy tilt adjustment. All feature removable display heads for easy screen mounting and advanced cable management for a clean and neat installed finish. The larger models also feature Smooth Glide™ technology for enhanced durability and easy movement.


All models are supplied with an easy to follow installation manual, display and wall attachment hardware.



Full motion | Small Swing arm

- Max display weight: 25kgs (55lbs)
- VESA mounting support (WxH): 75x70mm; 100x100mm 200x100mm; 200x200mm
- Also supports 200x300, 200x400, 300x200, 300x300, 300x400, 400x200, 400x300, 400x400mm via optional adaptor AC-AP-4040
- Max reach: 245mm (9.6")
- Min distance from wall: 90mm (4")
- +/-20° tilt adjustment
- Full pan adjustment
- Full rotation adjustment
- Quick Release display mounting head with security screw
- Integrated cable management
- Silver and black finish

TH-1032-VFM



Full motion | Small Articulated arm

- Max display weight: 25kgs (55lbs)
- VESA mounting support (WxH): 75x70mm; 100x100mm 200x100mm; 200x200mm
- Also supports 200x300, 200x400, 300x200, 300x300, 300x400, 400x200, 400x300, 400x400mm via optional adaptor AC-AP-4040
- Max reach: 444mm (17.5")
- Min distance from wall: 97mm (3.82")
- Full pan adjustment
- +/-20° tilt adjustment
- Full rotation adjustment
- Quick Release display mounting head with security screw
- Integrated cable management
- Silver and black finish

TH-1040-VFM



Full motion | Medium Articulated arm

- Max display weight: 35kgs (77lbs)
- VESA mounting support (WxH): 100x100mm; 200x100mm 200x200mm; 300x200mm 300x300mm; 400x200mm 400x300mm; 400x400mm
- Max reach: 540mm (21.25")
- Min distance from wall: 110mm (4.3")
- Full pan adjustment
- +/-20° /-5° tilt adjustment
- Removable display mounting head with security screw
- Advanced cable management
- Smooth Glide™ technology
- Silver and black finish


TH-2050-VFM



Full motion | Large Articulated arm

- Max display weight: 65kgs (143lbs)
- Universal mounting support: 150-805mm W x 140-500mm H
- Max reach: 635mm (25")
- Min distance from wall: 174mm (6.8")
- Full pan adjustment
- -10°/+20° tilt adjustment (load assisted)
- Removable display mounting head with security screw
- Integrated cable management
- Smooth Glide™ technology
- Silver and black finish

TH-3270-UFM



Full motion | Large Swing arm

- Max display weight: 65kgs (143lbs)
- Universal mounting support: 180-685mm W x 100-430mm H
- Max reach: 554mm (22")
- Min distance from wall: 100mm (4")
- Full pan adjustment
- -5°/+25° tilt adjustment
- Removable display brackets (lockable for enhanced security)
- Silver and black finish

TH-3060-SAU



Wall range | Tilt / Pan

The Telehook range of tilt / pan / rotation models provides a flexible solution for attaching small to large TV's with viewing angle adjustment. All models feature a two piece design for easy installation while some support rotation for selectable landscape to portrait display orientation.

Tilt / Pan / Rotation | Medium

- Max display weight: 25kg (55lbs)
- Distance from wall: 77mm (3.1")
- VESA mounting support (WxH): 100x100mm
200x100mm; 200x200mm
- Also supports 200x300, 200x400, 300x200, 300x300, 300x400, 400x200, 400x300, 400x400mm via optional adaptor AC-AP-4040
- +/-20° tilt & pan adjustment
- Full 360° rotation support
- Quick release with security screw
- Black (matt) finish



TH-2040-VTR

Tilt / Pan | Medium

- Max display weight: 30kg (66lbs)
- Distance from wall: 82mm (3.25")
- VESA mounting support (WxH): 75x75mm; 100x100mm
200x100mm; 200x200mm
- +/-15° tilt & +/-30° pan adjustment
- Quick release with security screw
- Black and charcoal finish



TH-2250-VTP

Tilt / Pan / Rotation | Large

- Max display weight: 85kg (187lbs)
- Distance from wall: 77mm (3")
- UNIVERSAL mounting support 200mm W x 200-400mm H and 260-660mm W x 200-400mm H
- +/-20° tilt & pan adjustment
- Full 360° rotation support
- Lockable for enhanced security
- Silver finish



TH-3050-RW

Wall range | Tilt Universal

The Telehook range of tilt mounts provide a flexible and stylish solution for attaching medium to large sized TV's to a wall with vertical viewing angle adjustment. Some models offer quick attachment for simplified display removal / exchange while others offer lockable security for public area installation.

Tilt universal | Low profile

- Max display weight: 50kg (110lbs)
- Distance from wall: 58mm (2.3")
- UNIVERSAL mounting support: 100-600mm W x 75-405mm H
- Adjustable horizontal position
- Lockable for enhanced Security
- Black (matt) finish



TH-3060-UT

Tilt universal | Ultra low profile

- Min display weight: 8kg (17.6lbs)
- Max display weight: 50kg (110lbs)
- Distance from wall: 25mm (1")
- UNIVERSAL mounting support: 200-800mm W x 100-500mm H
- +15° of tilt (load assisted)
- Spring loaded tilt operation for easy adjustment
- Adjustable horizontal position
- Quick release mechanism for easy mounting and maintenance/ removal
- Easy cable access
- Black (matt) finish



TH-3060-LPT

Tilt universal | Heavy weight

- Max display weight: 91kg (200lbs)
- Distance from wall: 72.5mm (3")
- UNIVERSAL mounting support: 180-800mm W x 125-500mm H
- Adjustable horizontal position
- Black (matt) finish
- -5/+15° of tilt adjustment
- Lockable for enhanced security



TH-3070-UT

Ceiling range

The Telehook range of ceiling display mounts provide a solution for larger spaces and situations where a wall mount is not suitable. Easy to install and offering a high degree of adjustment, products have been designed to suit public area, commercial, industrial, and home applications.

Ceiling | Medium

- Telescopic height adjustment
- Max weight (per display): 25kgs (55lbs)
- VESA mounting support (WxH): 75x75mm; 100x100mm; 200x100mm
200x200mm
- Also supports 200x300, 200x400, 300x200, 300x300, 300x400, 400x200, 400x300, 400x400mm via optional adaptor AC-AP-4040
- +/-20° of tilt and pan adjustment
- Quick release mechanism
- Optional dual screen configuration
- Optional raked ceiling support
- Black (optional white version available)



TH-1040-CTS Pole + Single display mount

- Height adjustment: 400-900mm (15.75-35.5")

TH-1040-CTL Pole + Single display mount

- Height adjustment: 900-1800mm (35.5-70.75")

TH-1040-RCA Raked ceiling accessory

TH-1040-CT-B2B Back-to-back dual screen accessory

Ceiling | Large

- Max weight (per display): 91kgs (200lbs)
- Height adjustment: 220-2000mm (8.6-78.75")
- UNIVERSAL mounting support: 180-685mm W x 100-430mm H
- -5/+25° of tilt adjustment
- +/-5° of rotation adjustment
- Allows 360° rotation around pole
- Internal cable management
- Optional dual screen configuration
- White and silver finish



TH-3070-CTW Pole + Single display

TH-3070-CTW-BB Back-to-back dual screen accessory

Wall range | Fixed

The Telehook range of fixed mounts provides a simple and effective solution for attaching small to medium sized TV's to a wall with a flush finish. All models feature a two piece design for easy installation and come with security screws for enhanced security.

Fixed | Small

- Max display weight: 30kg (66lbs)
- Distance from wall: 14.5mm (0.56")
- VESA mounting support (WxH): 75x75mm; 100x100mm
- Supplied with security screws
- Black finish



TH-1026-VF

Fixed | Medium

- Max display weight: 50kgs (110lbs)
- Distance from wall: 16.5mm (0.63")
- VESA mounting support (WxH): 50x50mm
75x75mm; 100x100mm
200x100mm; 200x200mm
- Also supports 120x180mm mounting
- Supplied with security screws
- Black finish



TH-2250-VF

Wall range | Cable Management

The Telehook cable management system provides a functional and stylish solution for concealing wiring to a wall mounted TV. Made from die cast and extruded aluminium, it is both elegant and sturdy. Through addition of optional shelving packs it can be used to mount A / V equipment.

Cable Management unit

- 1.1m long (43.1")
- Slim 28mm (1.1") profile
- Houses up to 10 power / AV cables
- Holds up to 4 shelves
- Silver (matt) finish

TH-AN-CM



Optional shelving kit

- 2 shelves per pack
- Each shelf holds up to 20kg (44lbs)

TH-CM-SH-2

Wall range | Fixed Universal

The Telehook range of fixed universal mounts provides a functional and stylish solution for attaching medium-large flat screen TV's to a wall. All models feature a two piece design for easy installation and allow for horizontal position adjustment once the display is mounted. Some feature a quick release system for easy display removal/ replacement while others have enhanced security for public area installation and/or adjustable height settings. Many allow the bottom edge of the screen to be extended for easy cable and display function access.

Fixed universal | Ultra low profile

- Max display weight: 65kg (143lbs)
- Distance from wall: 14mm (0.5")
- UNIVERSAL mounting support: 200-810mm W x 100-500mm H
- Quick release mechanism
- Black (matt) finish

TH-3060-LPF

Fixed universal | Cable style

- Max display weight: 50kg (110lbs)
- Distance from wall: 15mm (0.6")
- UNIVERSAL mounting support: 200-800mm W x any Height
- Easy cable access
- Black & Silver finish

TH-UWM



Fixed universal | Low profile

- Max display weight: 50kg (110lbs)
- Distance from wall: 25.5mm (1")
- UNIVERSAL mounting support : 100-420mm W x 46-420mm H
- Quick release mechanism
- Black(matt) finish

TH-3060-UF

Fixed universal | Heavy weight

- Max display weight: 91kg (200lbs)
- Distance from wall: 34mm (1.75")
- UNIVERSAL mounting support : 180-800mm W x 125-500mm H
- Lockable for enhanced security
- Adjustable height (three settings)

TH-3070-UF



Projector range

The Telehook range of projector mounts features universal equipment compatibility and adaptable configurations. Easy to install and offering a high degree of adjustment, these products suit commercial, specialist, and home applications.

Ceiling projector

- Full projector weight: 15kgs (33lbs)
- Full 360° rotation
- +/-40° pitch adjustment
- +/-20° roll adjustment



TH-WH-PJ-FM Flush mount

- Ceiling distance: 127mm (5")

TH-WH-PJ-CM Pole mount

- Height adjustment: 400-900mm (15.75-35.5")



Traveller range

Affordable, lightweight and highly adjustable, Visidec notebook stands are perfect for both the home and office. The Traveller is fully collapsible and makes the perfect mobile computing platform.



The Visidec Focus range provides a flexible and elegant solution for monitor and laptop mounting. Designed for office use, it is also suitable for home and retail installations. Sleek and contemporary, with its polished aluminium finish, it will augment most business and home office environments while the fully adjustable screen position (tilt, pan, rotation and height) provides for an ergonomic and adaptable work station. This product is easily configurable to suit multiple screen and screen + laptop set-ups through addition of optional accessory arms.

The Visidec Freestanding range provides a simple and elegant solution for the desktop mounting of multiple monitors. A selection of models provide solutions for a variety of screen configurations. All feature our famous Quick Shift Donut connection for easy horizontal and vertical adjustment along with an integrated ball joint for tilt, pan and rotation adjustment. Touch screen / POS compatibility has been enabled through adjustable tension control, while a (lockable) quick attachment system enables fast and easy display replacement.

Focus range (all models)

- Max display weight (per arm): 8kg (17.5lbs)
- Max notebook weight (per arm): 8kg (17.5lbs)
- VESA mounting support (WxH): 75x75mm; 100x100mm
- Integrated cable management
- Additional VESA 200x100mm compatibility via optional accessory AC-AP-2010
- Optional VF-0001-590 extended height pole increases adjustment range by 150mm (5.85")
- All desk mount models ship with bolt-through and clamp style attachment hardware

Focus | Single

- +/-70° tilt and 180° pan
- 90° screen rotation
- 360° rotation around pole
- Max reach: 413mm (16.25")
- 345mm (13.5") of height adjustment



Focus | Dual

- +/-70° tilt and 180° pan
- 90° screen rotation
- 360° rotation around pole
- Max reach: 467mm (18.25")
- 315mm (12.5") of height adjustment



VF-AT

VF-AT-D

Focus | Micro

- +/-70° tilt and 140° pan
- 90° screen rotation
- 360° rotation around pole
- 345mm (13.5") of height adjustment



Focus | Notebook

- +10° to +35° tilt & 180° pan
- 360° rotation around pole
- Suits notebooks up to 18"
- Ventilated tray with adjustable feet
- Max reach: 380mm (11")
- 340mm (13.4") of height adjustment



VF-M

VF-AT-NP

Additional notebook accessory

- +10° to +35° tilt & 180° pan
- 360° rotation around pole
- Suits notebooks up to 18"
- Ventilated tray with adjustable feet
- Max reach: 380mm (11")



VF-AT-NK

Additional display accessory

- +/-70° tilt and 180° pan
- Full 360° screen rotation
- 90° rotation around pole
- Max reach: 413mm (16.25")



VF-AT-AA

Focus | Articulated wall

- +/-70° tilt and 180° pan
- 90° screen rotation
- Max reach: 454mm (17.1")
- 128mm (5") of height adjustment



Focus | Direct wall

- +/-80° tilt and +/-40° pan
- 90° screen rotation
- Distance from wall: 93.5mm (3.75")



VF-WD

VF-AT-W

Freestanding range (all models)

- Max display weight (per screen): 12kg (26.5lbs)
- Small desktop footprint (WxD): 422x305mm (16.6x12")
- VESA mounting support (WxH): 75x75mm; 100x100mm
- Additional VESA 200x100mm compatibility via optional accessory AC-AP-2010
- +/-20° tilt and pan adjustment
- Full 360° screen rotation
- Quick attachment system with security feature
- Silver finish with black highlights

Freestanding | 2 x 2 Quad

- Designed for displays up to 635mm wide x 450mm high
- Holds up to 4 screens on two height adjustable arms (737mm / 29" max height)
- Each display has independent tilt, pan, rotation and width adjustment (635mm / 25" max)
- Features integrated cable management



VFS-Q

Freestanding | Dual vertical

- Designed for displays up to 450mm high
- Holds up to 2 screens with independent height adjustment (736mm / 29" max)
- Each display has independent tilt, pan and rotation adjustment
- Features integrated cable management



VF-DV

Freestanding | Dual horizontal

- Designed for displays up to 635mm wide
- Holds up to 2 screens on a single height adjustable arm (449mm / 17.68" max)
- Each display has independent tilt, pan, rotation and width adjustment (635mm / 25" max)
- Features integrated cable management



VFS-DH



Focus | Traveller

- Max weight capacity: 3kg (6.6lbs)
- Suits notebooks up to 14" (36cm)
- Four height settings
- Durable and lightweight aluminium
- Silver (matt) finish

V-14T



Display | Direct wall

SD-WD

- Distance from wall: 77mm (3.1")
- Max display weight: 25kg (55lbs)
- Compatible with displays that have VESA 75x75mm or 100x100mm mounting patterns
- Compatible with displays that have VESA 200x100mm mounting patterns via accessory AC-AP-2010



Wall range

The Spacedec Wall range provides a simple and flexible solution for mounting small to medium sized LED and LCD displays. It provides for tilt/ pan adjustment and features a quick attachment head for easy display installation and maintenance. While designed for the needs of commercial users, the product is also suitable for consumer applications.

The Wall range incorporates a detachable head with a security locking pin to prevent unauthorised display removal. The head features an integrated ball-joint which provides up to 40° of infinite tilt/ pan adjustment along with full screen rotation. Tension adjustment on the ball ensures that the mount is also suitable for POS and touch-screen applications.



Display range

The Spacedec Display range features a toughened construction for extended durability. It offers a high degree of operational flexibility that can be optionally constrained during installation. While designed for the needs of commercial users, it is also suitable for consumer applications where enhanced security and/ or touch-screen operation is required.

The Display range comes in a variety of height configurations with optional multi-screen support. The mounting heads incorporate a ball-joint which provides for up to 20° of tilt/ pan adjustment along with full screen rotation. Tension can be adjusted for POS and touch-screen applications while a quick release mechanism allows for easy screen replacement. Hidden mounting screws on the poles and locking pins on the display heads provide enhanced security for situations where equipment needs to be installed in public areas.

Display | Quick Shift Donut Pole

- All poles are supplied with one Donut for screen attachment and can be configured with multiples up to their maximum weight capacity
- Max display weight per Donut: 12Kg (26.5lbs)
- All poles are supplied with bolt-through and clamp kits for desktop mounting.
- Donuts feature a Quick Shift operation for easy height adjustment and rotation around the pole
- Compatible with displays that have VESA 75x75mm or 100x100mm mounting patterns
- Compatible with displays that have VESA 200x100mm mounting patterns via optional accessory AC-AP-2010
- Integrated cable management

SD-DP-420

- 420mm (16.5") length pole
- Supplied with one SD-DO
- Max (total) weight capacity: 12kg (26.5lbs)

SD-DP-750

- 750mm (29.5") length pole
- Supplied with one SD-DO
- Max (total) weight capacity: 24kg (53lbs)

SD-DP-1150

- 1150mm (45.5") length pole
- Supplied with one SD-DO
- Max (total) weight capacity: 36kg (79.5lbs)

SD-DO

- Quick Shift Donut
- Max Display weight: 12kg (26.5lbs)



Display | POS Multi

- All models ship in a single screen configuration with back-to-back dual screen configuration available via an optional upgrade accessory
- Max weight (per display): 20kg (44lbs)
- Allows pole rotation with install pre-sets for fixed, 90°, 180° and 355° of movement
- Integrated cable management
- Supports cable-style display locking devices
- Compatible with displays that have VESA 75x75mm or 100x100mm mounting patterns
- Compatible with VESA 200x100mm via optional accessory AC-AP-2010

SD-POS-HA

- Single screen configuration
- Adjustable Pole height: 305mm (12") to 450mm (17.75")

SD-POS-HA-B2B

- Dual Screen upgrade for SD-POS-HA

SD-POS-VBM

- Single screen configuration
- Fixed Pole height: 370mm (14.6")

SD-POS-VBM-B2B

- Dual Screen upgrade for SD-POS-VBM



Acrobat range

The Spacedec Acrobat range features advanced styling & extensive adjustment. It incorporates quality gas-lift struts & bearings for easy OH & S compliant movement. While designed for the needs of commercial users, the product is also suitable for consumer applications where functionality & presentation is important.

The Acrobat range includes both wall and desk mount solutions with an optional multi-screen configuration. Some models incorporate a swing arm while others have an articulated movement for extended reach and improved recess position. The mounting head incorporates a ball-joint which provides for up to 40° of infinite tilt/ pan adjustment along with full screen rotation.

Acrobat (All Models)

- Min display weight (per arm): 3kg (6.6lbs)
- Max display weight (per arm): 9kg (19.8lbs)
- Compatible with displays that have VESA 75x75mm or 100x100mm mounting patterns
- Compatible with VESA 200x100mm mounting patterns via optional accessory AC-AP-2010

Acrobat | Articulated arm

- Desk mount with single articulated arm
- Max reach 610mm (24")

SD-AT-DK-B

■ Black

SD-AT-DK-P

■ Polished

Acrobat | Swing arm

- Desk mount with single swing arm
- Max reach: 360mm (13.75")

SD-SA-DK-B

■ Black

Acrobat | Dual Swing arm

- Desk mount with dual swing arms
- Max reach 360mm (13.75")
- Max display width 515mm (ea.)

SD-SA-DK-DB-BK

■ Black

Acrobat | Articulated arm wall

- Wall mount with single articulated arm
- Max reach: 610mm (24")

SD-AT-DW-BK

■ Black

Acrobat | Swing arm wall

- Wall mount with single swing arm
- Max reach: 360mm (13.75")

SD-SA-DW-BK

■ Black

