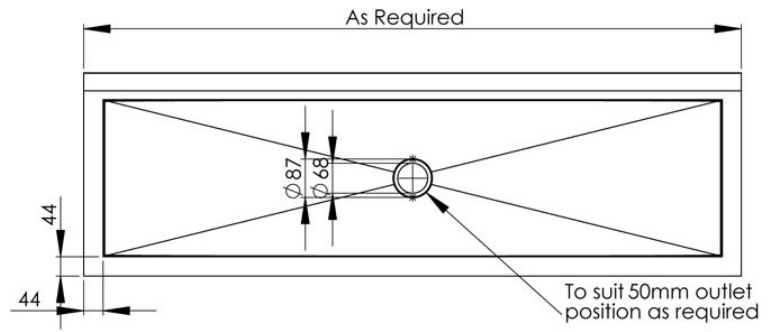


FILL IN AND FAX BACK



M-PT-6 ART TROUGH



LENGTH -

QTY -

OUTLET POSITION -

CENTRE OR

_____mm TO THE CENTRE OF THE OUTLET FROM THE LEFT

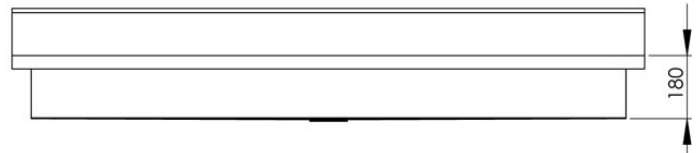
SPLASHBACK (EXTRA COST)?

NO YES HEIGHT -

PLUG AND WASTE REQUIRED (EXTRA COST)?

YES NO

OTHER INFORMATION -



(FILL IN IF NEEDED)

LENGTH -

QTY -

OUTLET POSITION -

CENTRE OR

_____mm TO THE CENTRE OF THE OUTLET FROM THE LEFT

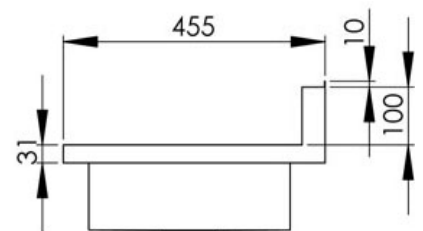
SPLASHBACK (EXTRA COST)?

NO YES HEIGHT -

PLUG AND WASTE REQUIRED (EXTRA COST)?

YES NO

OTHER INFORMATION -



Please fax back to 02 9627 3111

Please note the lead time on MTO products is 8-10 working days

PURCHASE ORDER #

NAME -

PHONE # -

SIGNATURE -

COMPANY -

DATE -

